

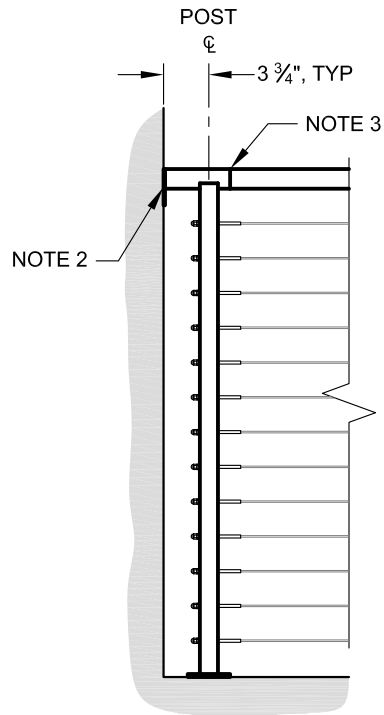
1 EXAMPLE POST LAYOUT PLAN VIEW
SCALE: NONE

LEGEND

- DETAIL NUMBER
- SHEET NUMBER
- ELEVATION NUMBER
- SHEET NUMBER
- TOP MOUNT POST
- CENTERLINE
- FINISHED FLOOR
- TYPICAL CONDITION; APPLIES ELSEWHERE AT SIMILAR LOCATIONS

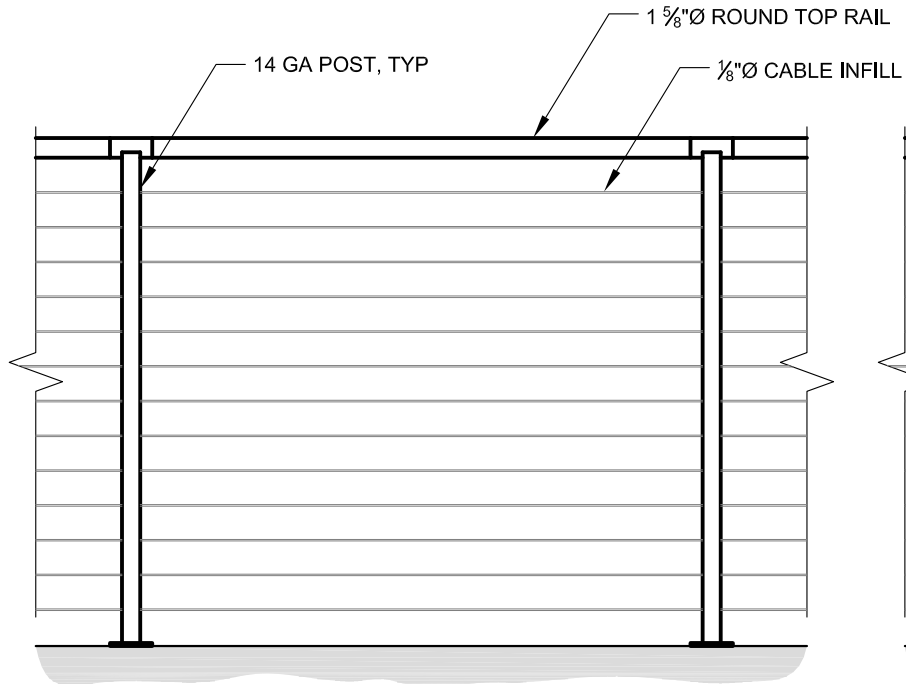
NOTES:

1. TOP RAIL NOT SHOWN FOR CLARITY.



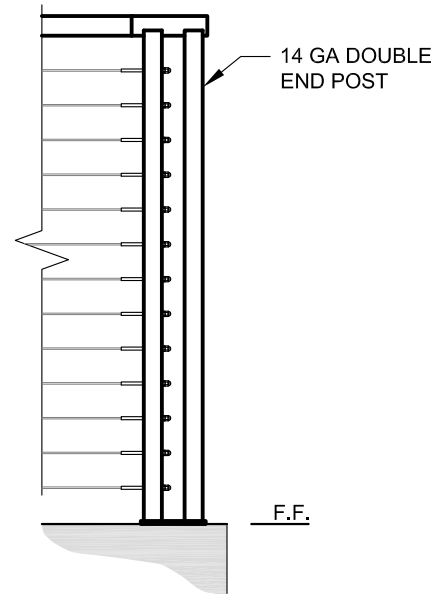
1 END POST - WALL CONNECTION ELEVATION

SCALE: NONE



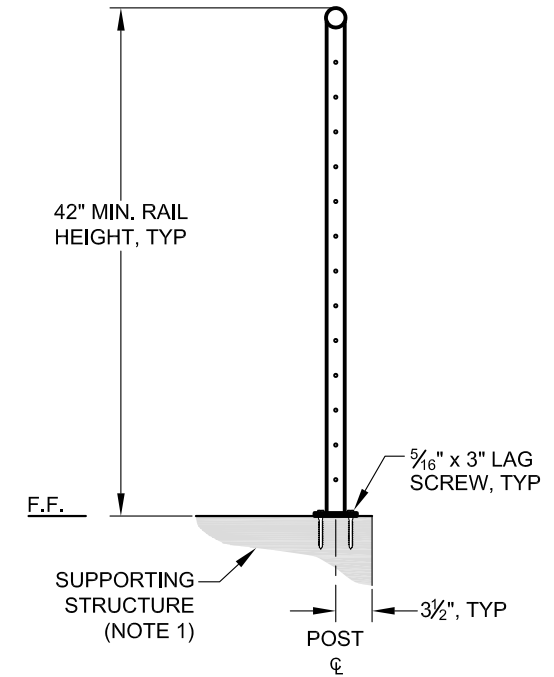
2 TYPICAL INTERMEDIATE POST ELEVATION

SCALE: NONE



3 END POST - FREE STANDING ELEVATION

SCALE: NONE

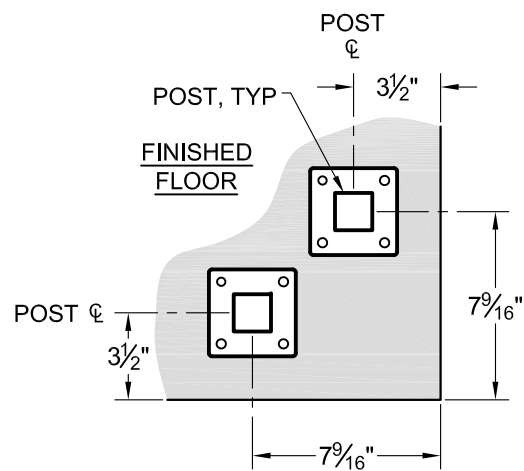


4 RAILING SECTION

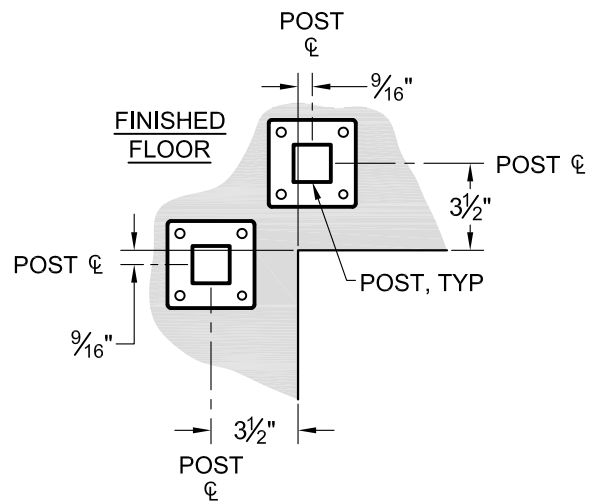
SCALE: NONE

NOTES:

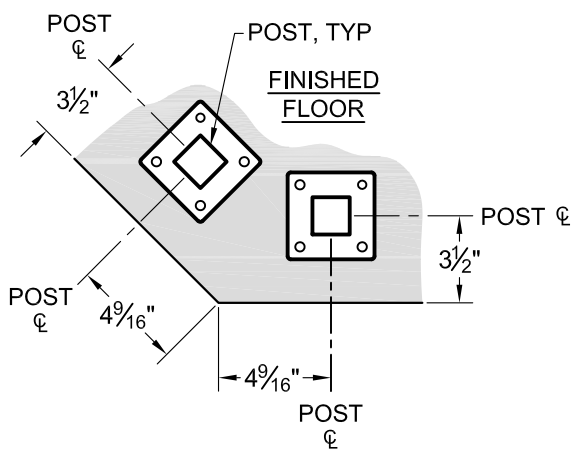
1. DECK STRUCTURE CAN VARY GREATLY. IT IS THE RESPONSIBILITY OF THE CUSTOMER TO VERIFY THAT THE SUPPORTING STRUCTURE IS ADEQUATE TO MEET THE LOAD REQUIREMENTS OF THE GOVERNING BUILDING CODE(S). *AGS Stainless Inc.* RECOMMENDS CONSULTING A DESIGN OR CONSTRUCTION PROFESSIONAL TO ADDRESS THESE ISSUES.
2. POSITIVE CONNECTION TO ADJACENT STRUCTURE IS REQUIRED.
3. TOP RAIL CONNECTIONS ARE BONDED WITH HIGH-STRENGTH ADHESIVE TO ACHIEVE A HAIRLINE FIT UP.



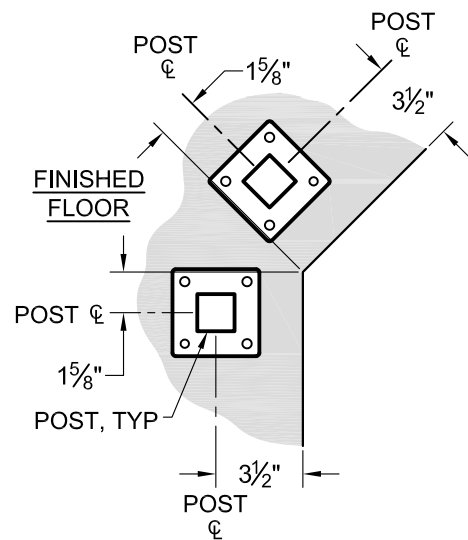
A OUTSIDE CORNER POST LAYOUT - 90°
SCALE: NONE



B INSIDE CORNER POST LAYOUT - 90°
SCALE: NONE



C OUTSIDE CORNER POST LAYOUT - 45°
SCALE: NONE



D INSIDE CORNER POST LAYOUT - 45°
SCALE: NONE

1 TYPICAL CORNER LAYOUT
SCALE: NONE

NOTE:

THE LAYOUTS SHOWN MAY VARY AS THE ANGLE CHANGES. MAKE SURE YOU CHOOSE A POST LAYOUT SO THAT TWO CLOSEST POINTS OF THE ADJACENT POSTS IS LESS THAN 4".

DWG#	RAINIER TM42R
SCALE	NONE
DATE	1/30/2017
DESIGNER	AGS
SHEET	3 OF 3

RAINIER SPECIFICATION DRAWING

42" TOP MOUNT - ROUND TOP

7873 NE DAY ROAD
BAINBRIDGE ISLAND, WA 98110
PHONE - (888) 842-9492
FAX - (206) 842-8179
WWW.AGSSTAINLESS.COM

